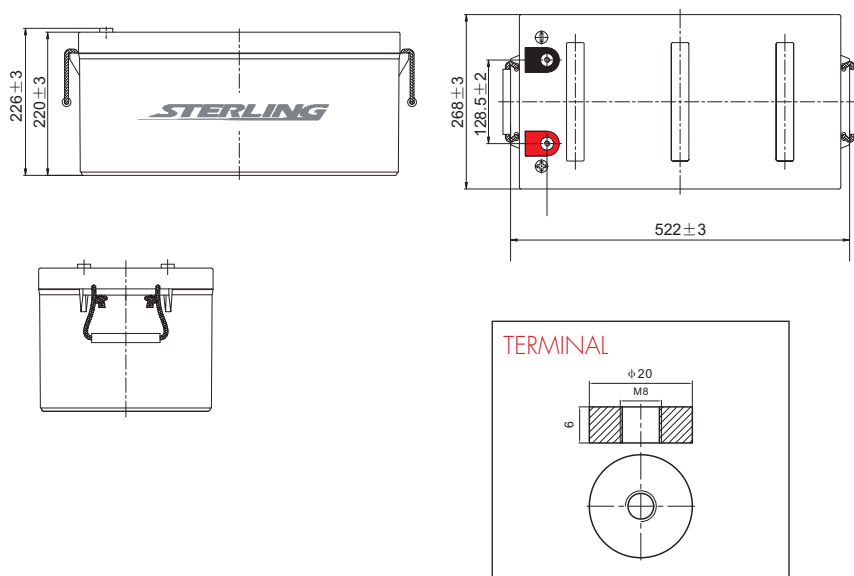


## Specifications

<b>Nominal Voltage</b>	<b>12v</b>
<b>Nominal Capacity (20 Hr)</b>	<b>260AH</b>
Length	522mm
Width	268mm
Height	220mm
Total Height	226mm
Weight	73Kg
Max Discharge Current	2500A (5 Sec)
Internal Resistance	2.5mΩ
Initial Charging Current	Less than 75A
Container Material	ABS resin
Rated Capacity (+/- 5%)	215 AH (5hr, 1.75V/cell, 25°C/77°F) 260 AH (20h, 1.75V/cell 25°C/77°F) 291 AH (100hr, 1.75V/cell, 25°C/77°F)
<b>Operating temperature range</b>	
Charge:	0~40°C (32~104°F)
Discharge:	-15~50°C (5~122°F)
Storage:	-15~40°C (5~104°F)
<b>Charge retention (shelf life) at 20°C (68°F)</b>	
1 month	97%
3 months	91%
6 months	85%

## Dimensions



### FEATURES

- Superb recovery from deep discharge.
- Gas Recombination.
- Multipurpose: Float or Cyclic use.
- Lead calcium grids for extended life.

### Sealed Construction

Sterling's unique construction and sealing technique ensures no electrolyte leakage from case or terminals.

### Electrolyte Suspension System

All HP series batteries utilise Sterling's unique electrolyte suspension system incorporating a microfiber glass mat to retain the maximum amount of electrolyte in the cells. The electrolyte is retained in the separator material and there is no free electrolyte to escape from the cells.

### Control of Gas Generation

The design of HP series batteries incorporates the very latest oxygen recombination technology to effectively control the generation of gas during normal use.

### Terminals

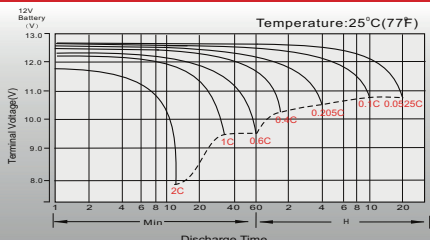
Sterling's HP series batteries are manufactured using a range of terminals which vary in size and type. Please see diagram opposite.

### Valve Regulated Design

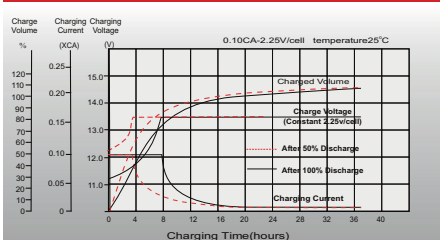
The batteries are equipped with a simple, safe low pressure venting system which releases excess gas and automatically reseals should there be a build up of gas within the battery due to severe overcharge. Note. On no account should the battery be charged in a sealed container.

## Charging and Discharging Information

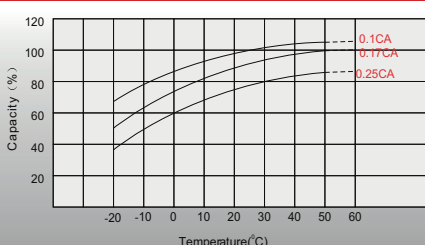
### Discharge characteristics



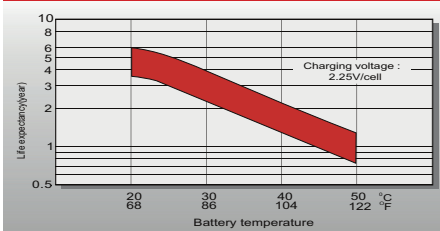
### Float charging characteristics



### Temperature effects in relation to battery capacity

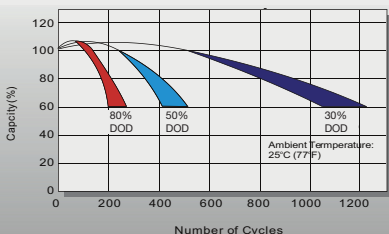


### Effect of temperature on long term float life

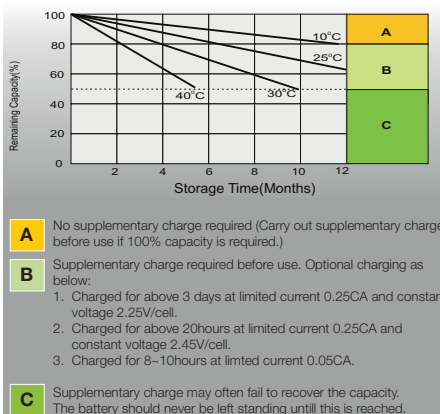


### Cycle life in relation to depth of discharge

Testing condition  
Discharging: current 0.17C (FV 1.93V/cell);  
Charging: current 0.25C max, voltage 2.45V/cell;  
Charging volume: 125% of discharged capacity.



### Self discharge characteristics



### Charging (25°C/77°F)

Standby use: Float charging voltage 13.5V to 13.8V. (Temperature compensation recommended)

Cyclic use: maximum charging current (see front page). Charging voltage 14.4V - 15V.

Top charge: Product in storage (ambient temperature) required a top charge every 6 months at 25°C (77°F). For higher temperatures, time intervals will be shorter.

### Discharge

Stop operation when voltage has reached the minimum permissible voltage; recharge immediately.

### Storage

Always store battery in fully charged condition.

Store batteries in a dry and cool location.

### Temperature

For standby use, batteries should be kept in an ambient temperature of 25°C.

### Caution

- Do not short circuit
- Do not charge in a sealed container
- Service life and operational characteristics will be effected by temperature
- AC ripple reduces service life



### Applications

- Renewable Energy • Marine • Uninterruptable Power Supply (UPS) • Electric Power System (EPS)
- Emergency Lighting • Railway/Aircraft Signal • Alarm & Security System • Electronic Equipment
- Communication Power Supply • DC Power Supply